




## Australia Summary 2021

Flu-like illness activity levels in 2021 were similar to 2020, and **1/3** of 2019 levels



**12,000 new** FluTrackers, and almost **77,000 returning** FluTrackers

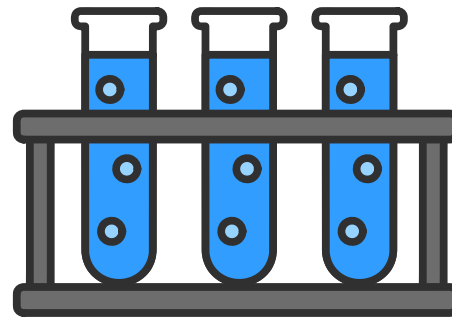


Over **3 million** surveys



The top 4 symptoms for FluTrackers who reported a **COVID-19 positive test** were:

- Runny nose
- Headache
- Cough
- Sore throat



Over **100,000** COVID-19 tests were reported

Flu-like illness was **highest** in children aged **less than 5 years old**



**0-4**  
**3%**



**5-17**  
**0.7%**



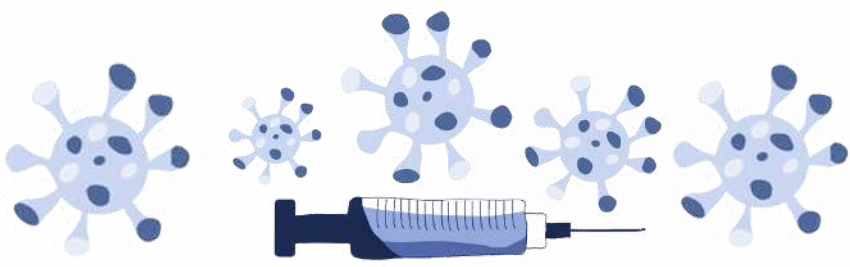
**18-64**  
**0.4%**



**65+**  
**0.2%**



**1 in 2** FluTrackers with **fever and cough** and **1 in 3** with a **sore throat and runny nose** reported being tested for **COVID-19**



Influenza vaccination rates decreased from **73% in 2020** to **70% in 2021**, with a large decrease in children less than 5 years

### COVID-19 Vaccines

**84%**

**79%**

**4%**



**At least 1 dose**  
**At least 2 doses**  
**3 doses**



**New country on board!**  
We have expanded to South America, with **Argentina** joining FluTracking next year

